




The Sounder

March 2019

Puget Sound Vizsla Club, editor: Carla Slabaugh, carla@nwi.net 509.421.1716



INSIDE THIS ISSUE

- 1** Presidents Message
- 2** Advertisement
- 3** Membership Update
- 4** Article
- 7** Announcements
- 10** Brags
- 17** Game
- 18** Membership Application

President's Message

We're looking forward to spring after an unusually cold and snowy February!

The Puget Sound Vizsla has two big events scheduled for spring and summer:

1) Our Hunt Test is scheduled for Saturday, June 8 and Sunday, June 9, 2019, at Carlson's Canine Country Club, Fall City, Washington. Here's a [link to the premium](#).

2) Our Summer Specialty is scheduled for Friday, August 16, 2019, at the Enumclaw Expo Center, Enumclaw, Washington.

Please support our club in these events by entering or volunteering, preferably both entering and volunteering. Our committees do much of the work ahead of time, but we need event day volunteers to make our events as successful as possible.

Contributing to ribbon and trophy funds for our events is another way to support the PSVC. Sheila Wald is our awards guru. Sheila puts thought, time and care into the PSVC's ribbons and trophies, so that the club can award the best possible trophies at the most reasonable price.

Dani McCafferty, our Summer Specialty Chair, is looking for someone to replace Jill Brennan on the Summer Show Committee. Jill is stepping down from the committee after many years of service. Jill has been a motivating force in the club for a long time. Thank you for your work and dedication to the club, Jill!

Dani is also looking for volunteers the day of the show. Look for an email in the next month on the volunteer positions that need filling.

Our next meeting is a conference call meeting on Wednesday, June 5, 2019 at 6:30pm. You should receive an email with the call-in information in late April or early May.

Sincerely,

Tonya Gisselberg



UPCOMING EVENTS

Apr. 29th-May 4th Vizsla Club of America National – West Bend, WI — www.foytrentdogshows.com - closes Apr 10, 2019

Jun. 5th Puget Sound Vizsla Club Meeting– Teleconference Call - time 6:30 pm

Jun. 8-9th Puget Sound Vizsla Club Hunt Test– Fall City, WA — [link to premiums](#) - closes June 4, 2019

Jun. 29th Trail's End Vizsla Club of Oregon Specialties– www.barayevents.com - closes June 12, 2019

Aug. 16th Puget Sound Vizsla Club Specialty– www.barayevents.com - closes July 31, 2019

Paid Advertising



MILLER'S PLACE

WE TAKE THE STRESS OUT OF TRAVELLING WITH DOGS

PRIVATE, DOG FRIENDLY GUEST HOUSE IN SUNNY TSAWWASSEN

- 375 sq ft private shaded cabin, located on property
- sleeps 2, 1 bathroom
- fully fenced yard providing security for your dog
- deluxe queen bed, quality linens
- coffee maker, fridge, cable TV, Internet
- located in sunny Tsawwassen, only minutes to ferries and the US border to Point Roberts
- 5 minutes to the beach
- surrounded by clear, warm waters and the longest tidal flat areas in the region
- minutes from Boundary Bay Park, a bird watcher's paradise
- 40 minutes to the Vancouver Airport
- 1 hour to Downtown Vancouver
- 2 hours to Whistler



DOG SITTING AVAILABLE AND INCLUDED IN THE PRICE

2 NIGHTS MINIMUM - CAD 150 PER NIGHT

info@millersplace.ca

+1-604-328 6724



Puget Sound Vizsla Club Membership Notifications



Brenda Matsen—[Courtenay, BC \(Canada\)](#) -Voted in Jan 12, 2019

Tom & Beth Cleland—[Anacortes, WA](#) -Voted in March 6, 2019



Application read at the March 2019 meeting:

→ Jessica Niggemann & Kronda Adair—[Portland, OR](#)

Owner of one male. Interested in learning more about the breed and activities.
Meet people with other Vizslas. Sponsors: Carla Slabaugh & Gaelyn Krauser

Application submitted but not yet read at a meeting:

→ Caroline Wood—[Lacey, WA](#)

Not current owner of a Vizsla but hopes to own one in the next year. Interested in Agility, Obedience, and a Family Companion. Sponsors: Jill Brennan & Brenda Donar

Three Simple Nose Work Games to Play With Your Dog

As seen on www.Puppyleaks.com LAST UPDATED ON FEBRUARY 21, 2019 BY JEN GABBARD



Looking for an easy way to keep your dog busy? Do you want to find an activity for your dog that's both fun and mentally stimulating? Start with some simple nose work games.

They're easy to play, they can be done indoors, and dogs absolutely love them. And the best part is the only thing you need to get started is some yummy treats. Here's how to teach your dog some basic nose work, and a few easy scent games to get you started.

The Benefits of Nose Work Games For Dogs

Nose work & scent games offer your dog a fun way to use their natural talents. Even though a dog's sense of smell is more than 10,000 times more powerful than our own they still rely on visuals, especially in familiar environments such as your home. Nose work games can help your dog hone in on their natural talents, and it's a easy way to keep them entertained.

The benefits of teaching your dog nose work include:

- Fun way to give your dog more mental stimulation
- Gives your dog extra physical stimulation
- Nose work builds your dog's confidence
- Gives your dog a job to do
- Easy way to bond with your dog
- Nose work is fun & rewarding for dogs

Nose Work Is Simple to Train & Can Benefit All Dog Owners

If you're looking for an easy way to keep your dog entertained on a rainy day nose work games are the perfect choice. Dogs love having a job to do, something to keep their minds busy.

With nose work you're using your dog's natural talent in a constructive way to keep them mentally stimulated. The "find it" or "seek" command can be one of the most versatile and fun games you can teach you dog.

Dogs have been bred to work alongside us; teaching them to use their natural talent of smell keeps them happy and entertained. It gives them a feeling of purpose. Dogs thrive when they feel like they have a job to do; and it's even better when it's something as simple as teaching them to sniff things out for you.

Remember a tired dog is a well behaved dog. Keeping them mentally and physically fit is your responsibility. Give your dog a purpose by teaching him to sniff things out for you; dogs thrive when they're given a job. Nose work is an easy example that anyone can do in their own home.

One of the best things about teaching a dog some basic nose work is that their never too young or old to learn; it's a great activity for any dog given they have the proper motivation. And of course there's the bonus of not having to go out and buy any special equipment – it can be done anywhere with something as simple as kibble.

Continued on next page...

Continued from Three Simple Nosework Games...

Choosing the Right Treats or Toys for Nose Work

To entice your dog to search you'll need something enticing. I often use carrots, snap peas, popcorn or some of her favorite toys. I lucked out with Laika – she's both play and food motivated. When it comes to nose work she'll enthusiastically search for her some regular old kibble – not all dogs will be so willing.

If your dog is pickier than mine choose his favorite toy or treat to begin. People often use really high value treats such as sliced up meat or one of your dogs favorite treats they don't get very often. I've had luck with using treats that smell different in highly distracting environments. That little extra 'whoa what is that smell' can help keep your dog focused.

You know your dog best – choosing one of their favorite rewards will help them focus when learning a new skill.



How to Start With Some Basic Nose Work

When starting out with nose work I recommend staying indoors since it's a lot less distracting. Your dog should have a good stay command and reliable recall in place before you begin.

You're also going to teach your dog a command such as "find it" so your dog knows when the nose work game has begun. If you already use "find it" for something different, say having your dog go fetch a specific toy, you may want to come up with a different term specific for nose work.

To start the game have your dog stay at a given location. While he's watching you go place a bit of food or his favorite toy at the other end of the room. When you give the cue to release your dog tell him to "find it." After a few repetitions he'll know what you're expecting him to do.

Once your dog seems to know "find it" you can step it up a notch. While your dog is in the stay position put the treat or toy out of his line of sight.

The idea with this search activity is to gradually build up to new distances and areas. When first starting out keep the game centered in one or two rooms. If you're confident that your dog knows the "find it" command it's time to move onto the next step – hiding things around the house.

Which Hand: The Easiest Nose Work Game

One of the first nose work games you can teach your dog is the which hand game; it's the simplest method to get your dog used to using his nose rather than eyes.

With a small piece of food or treat on hand put it inside one of your hands and close your fists while your dog is watching. Present your dog with both hands and ask him "which hand?" If your dog doesn't have great manners and begins to gnaw or scratch at your hand you'll probably want to work on some impulse control while you're at it.

Praise him when he lightly nudges, puts his nose on your hand, or paws at the correct hand – whichever behavior you prefer.

If your dog chooses the wrong hand open them up to show him where the treat is. Don't give him the treat if he chooses the wrong hand, but don't scold him either. Just close your fists and try again. When he gets it right give him a ton of praise and reward him with the treat. Eventually with simple games like this your dog will begin to start using his natural talent, his nose, rather than relying on visuals.

How to Play the Which Hand Game:

- Put a treat in one of your hands as your dog is watching
- Close your fists and extend both hands out towards your dog
- Ask your dog "which hand?" and wait for them to choose
- If they choose the correct hand praise them like & open your fist to give them the treat
- If they choose the wrong hand open them up to show them & try again

It's important not to scold or discourage your dog if they choose the wrong hand. The purpose of this game is to encourage your dog to start using their nose rather than eyes, so it's important to keep the game fun & rewarding

Continued on next page...

Continued from Three Simple Nosework Games...

Nose Work Game: Hiding Things Around the House

Even though dogs have a sense of smell 2000 times greater than ours they tend to use their eyes a lot. Nose work games will help them focus on smells. To teach your dog to use his nose instead of visuals you'll want to start with an object that's really smelly. Popcorn or smelly treats work well here.

Have your dog sit in his stay position. Place the treat or popcorn around the corner or just slightly out of line of sight and tell your dog to go "find it." Some dogs dog might get a little frustrated at first if they're not able to find the treat immediately.

You can encourage and praise him when he's close, you can even point it out to him if he's having trouble. You're aiming to make it fun and exciting for him, so make sure you praise your dog like crazy when he finds it.

When I was teaching my dog this step I would make it easier on her by dragging the object on the floor or making 'scent pads' so it was easier for her to track with her nose. As your dog becomes more adept at sniffing things out you can up the challenge. I like to place objects on chairs, under rugs, on the couch or on window sills – anywhere she's not going to see right away.



How to Play The Find It Game With Your Dog

The find it game is my favorite nose work game for dogs. It's the most versatile, and it's the one my dog enjoy most. And the best part is it's super easy. All you have to do is pick some treats and hide them around the house.

How to play find it with your dog:

- Pick some smelly treats to have your dog find
- As they're in the stay position start placing treats around the house
- Place some treats in obvious spots, and some in more challenging locations such as under rugs
- Once you have some treats hidden tell your dog to "find it"
- Encourage them as they run around finding treats
- If they're missing some you can point or give them clues

To help dogs out when starting this game you can make scent trails for them to follow. You can drag a piece of kibble or dry treat along the floor, making it easier for your dog to smell their way to it. You might want to skip that step if you're using treats that don't lend well to dragging such as cheese.

Nose Work Is Extremely Versatile

Basic nose work games are versatile which makes it one of the first activities I'd recommend teaching your dog. It can be done in any environment, with any number of toys or treats. You don't need to rush out to the store and buy any fancy equipment – and it can be played pretty much anywhere; indoors or out.

When you've worked on the basics for a while your dog will begin to develop the ability to better differentiate between smells. You can advance their skill by focusing on one specific toy and having them focus on finding it amongst other items.

Scent work activity is a lot of fun for dogs – it makes them feel useful and productive. Dogs have been bred to work alongside us; they thrive when they're given tasks to do.

Meaningful play is important to your dog and it helps build a better bond. It's different than regular game of fetch – it's mentally stimulating. If you're looking for more information on the subject check out [K9 Nosework](#).

Here's a great example of beginning nose work activities: [Click here to see the video](#)

Looking For More Activities To Play With Your Dog?

If you're looking for other simple activities to do with your dog check out our big list of [quick & easy ways](#) to relieve dog boredom and [33 simple ways](#) to keep your dog busy indoors (without destroying the house).

Members Submissions



REPRODUCTION SEMINAR

Puget Sound Doberman Pinscher Club

is Proud to Host a Reproduction Seminar

led by Dr. Carl Pew DVM, MRCVS

Wednesday August 14—5:00 PM (Club is serving pizza)

Enumclaw Fairgrounds Field Event Center

Educational Presentation by Carl L. Pew, DVM, MRCVS

Dr. Pew, a canine reproduction veterinarian, breeder, and AKC judge, will be presenting an educational seminar focused on issues of interest to owners and breeders alike.

Topics of Discussion will include:

- Pre-tetanic Eclampsia**
- Optimizing breeding success with traditional and advanced technology.**
- Accurate prediction of whelping date.**
- Effective medical treatment of pyometritis.**
- New and future reproduction technologies.**
- Nutritional supplements during pregnancy.**
- Sire selection and pedigree analysis.**
- More as time permits.**

Dr. Pew has been a dog fancier since 1968 starting by exhibiting and breeding Doberman Pinschers, then Bull Terriers, Miniature Bull Terriers, and Staffordshire Bull Terriers. Over the years, he has produced over 75 Champions in these breeds including several all-breed Bests-in-Show winners, under the kennel prefix of "Haltbar" and "Silmaril". Carl entered the world of judging in 1993, holds judge's licenses in 7 breeds, and has judged and lectured around the world.



Dr. Carl L. Pew, DVM, MRCVS

REGISTRATION

COST:

Pre-Registration: \$15.00 (At the Door: \$20.00)

Name: _____

Email: _____ **Phone:** _____

Breed: _____

PayPal at psdpc@live.com (make a note in memo line: Dr. Pew)

or **USPS** to: Gail Hartley, Treasurer, 20901 SE 379th St.,
Auburn, WA 98092

For more Info: Faye Strauss sherluckmm@msn.com

PSVC Newsletter Classified Advertising Available!

Our club accepts classified advertising. Ads must be print ready complete with any desired graphics or photos suitable for publication in MSWord. Editor will not design or layout ads. Ads may be for stud dogs, available puppies, equipment, vehicles, services, etc. pretty much anything (within reason) the PSVC membership may be interested in. Payment must be received prior to publication.

Newsletter Ad Rates

1 page w/1 photo \$17.00

1 page w/2 photos \$22.00

1 page w/out photo \$12.00

½ page w/1 photo \$15.00

½ page w/out photo \$10.00


¼ page w/out photo \$5.00



When placing ads advertising dogs, OFA#’s are required for the subject Vizsla. If under 2 years of age, the OFA#s of the parents are required. Spayed/neutered and deceased Vizslas need no OFA number.

NOTE: As a condition of providing classified advertising PSVC Membership has granted the Newsletter Editor has full discretionary rights to refuse or edit any ad submitted for publication..

2019 PSVC Officers and Board Members



Club Officers

President: Tonya Gisselberg – tjgisselberg@hotmail.com

Vice President: Eleesa Markham – tierahkennel@gmail.com

Secretary: Jenny Campanano - j_law303@yahoo.com

Treasurer: Kristy Emery – kristy@upcountryvizslas.com

Membership: Dee Smiley - deesmiley@juno.com

Breed Referral: Athena Rima— athena2923@gmail.com

Members at Large:

Tom Shay – tshay63@gmail.com

Gale Shay – tgshay@gmail.com

Sue Muir— info@laseritnow.com



PSVC is Going Green!

If you want to receive a PRINTED copy of the newsletter in addition to an electronic version, please notify Carla Slabaugh Carla@nwi.net

**New AKC Point
Schedule Effective
May 15, 2019**

	1 Point		2 Point		3 Point Major		4 Point Major		5 Point Major	
	Dogs	Bitches	Dogs	Bitches	Dogs	Bitches	Dogs	Bitches	Dogs	Bitches
WA/OR										
May 2018	2	2	5	6	7	9	8	11	13	15
May 2019	2	2	6	7	9	11	10	12	13	15
MT/ID										
May 2018	2	2	3	4	5	6	6	7	7	9
May 2019	2	2	3	4	4	5	5	6	6	8

Mark your calendars and plan ahead:



Look out for happenings with the Summer Specialty at Enumclaw on August 16th.



The committee is planning our Annual Potluck

Dinner the evening following this specialty show. Families are encouraged to attend to meet other members and friends at this feast, as well as attending the Annual Raffle and Auction. This is a major event for the club and also serves as a fundraiser to help support other

events. Please save items that can be donated to the Raffle and Auction. More information will be communicated as we get closer to the event.



The committee also relies on members who are willing to pitch in with their volunteer hours.


This Specialty takes many hands to make it a successful event. If you are willing to help out please contact Dani (joedani@comcast.net)

or Jenny (jlaw303@yahoo.com).

Thank you, and we look forward to seeing you in August.



BRAGS FROM OUR CLUB MEMBERS



In February, AFINA earned her Novice handler discrimination title (scent work) with the help of Athena Rima. She is now known as ...

Comp CH Kortvelyesi Vadasz Afonya of Sokoldalu CD BN RE JH CA BCAT SWN RATN DN
TKN CGCA SCDN

In January we welcomed a new member to our family. Sokoldalu's Tokeletes Anya (KEYLA). She is loved and co-owned with Carla Slabaugh. We are excited to see what this little girl will accomplish. Afina and Keyla have become great house sisters and are enjoying each other's company. We are counting down the days to spring and warmer weather to go outside and play!



♥Submitted by Lori King

Kelby Creek's Sol De Oro TKN

Kira, (Tex x Maggie) earned her very first AKC Title of Novice Trick Dog at the Seattle Kennel Club Show on March 9th. She performed 8 tricks on the list and 2 handler's choice.

Can't wait to see what's in store for her as she runs towards her future.

♥Submitted by Rene Roldan



BRAGS FROM OUR CLUB MEMBERS



Fantazsa's Classic Kerfuffle BN RA JH CA TKN "Pippa"
 Fantazsa's Anahata Cielo BN RE JH NFP CAX BCAT TKI "Ceelo"
 CH Fantazsa's The Tyger RA JH CA BCAT RATN CGC TKN "Tyger"

(By GCHB DC AFC Snowridge Gunfire Flynn MH CGC x CH Fantazsa's Classic Chenille BN
 RE OA OAJ NAP NJP NF RATN CGC TKN)
 Breeder/Owner/Handler: Pam Hidaka

The Fantazsa Triplets kicked off 2019 with new titles for each.
 Pippa finished her Rally Advanced title in January, Ceelo completed his Beginner Novice title
 in February, and Tyger earned his RATN Barn Hunt title in March.



The Triplets all earned placements along the way in
 their respective events, and fun was had by all.

♥Submitted by Pam Hidaka

BRAGS FROM OUR CLUB MEMBERS



I'm happy to announce new titles for my kiddos. Dawson (now GCH CH Jaybren's Trouble in Mind BN RN CGC TKP) earned a Beginner Novice obedience title in three straight Q's. I'm very proud of the boy as we entered with little training and had a challenging venue. Thank you, Sheila Wald, for all the advice on rules.



Meanwhile, Thea (now CH Kelby Creek's Sweet Thing CGC TKN RATN) earned her Rat Novice title, also with three straight Q's. The girl went absolutely nuts over Barn Hunt and it's her new favorite thing to do.

♥Submitted by Valorie Bordon

Saylor (PrexLela)

Can GCh Eastwind Solana's High Seas Adventure FDJ TKN

We had quite the weekend Albany at the end of February. At the McKenzie Cascade dog Fanciers show on the Saturday morning, Saylor took WD/BOW under judge Charles Trotter for a 5 point major. That afternoon at the TEVCO Specialty, he was awarded WD under judge Elliott Weiss for another 5 point major. We rounded out the weekend with some fun over in the obedience building, with a new TKN title.



The following weekend up in Canada, Saylor won reserve in a Pointing Breed Specialty Show, under judge Brenda Wilson.

This dog continues to be a source of joy and amazement.

♥Submitted by Heidi Bergen



BRAGS FROM OUR CLUB MEMBERS

Riverside's North Bay Chasing Maverick
(Boom x Nova)

Maverick won Winners Dog at the Sunday Albany show
and Saturday at Seattle

♥Submitted by Janine Marty



Dezertfyre Red Fur and Flying Feathers RI

"Tulah" (Socks x Lucy) earned her AKC RALLY INTERMEDIATE title on March 16th at the Columbia Basin Dog Training Club Obedience and Rally Trial, by receiving a 3rd leg qualifying score of 94 and a 3rd place finish in the class. She moved up to Advanced the following day and received a 1st leg qualifying score and another 3rd place in the class.

We are having so much fun with this girl!!

♥Submitted by Kirk and Shelbi Engle

BRAGS FROM OUR CLUB MEMBERS



RIKER (Reggie x Brandi)

Riker took his 7th Best in Specialty Show in Albany OR out of the Veteran Class. This was a back to back win for him with his last show literally being PSVC Specialty in Monroe where he got his 6th BISS.

7xBISS GCHG Am/Can/Int'l CH Dezertfyre's Captain's First Mate
CDX RE JH OA AXJ NF SCN SEN SIN RATO TKA CGCA ROM

TORI (Riker x Cedar)

As if that day couldn't get any sweeter, his daughter Tori earned her very first Best Opposite in Specialty in Albany next to her daddy! Earlier that morning she finished her Grand Championship by earning her 5th Five point major in six days of showing.

BOSS GCH Am/Int'l CH Sokoldalu's Totally Terrific First Lady of Tierah CGC

♥Submitted by Carla Slabaugh

BROCK (Bodi x Hemi)

At the beginning of February, we got to attend another barn hunt trial and Brock proved that he is indeed a Master Ratter!!! He finished his title that weekend and also now has a qualifying score toward his champion ratter title. He is only the 9th Vizsla to have ever made it to this high of level in Barn Hunt.

GCH Am/Int'l CH Sokoldalu'N'Tierah's Total Power Package
CD BN RE JH OA AXJ CAA BCAT RATM TKA CGCA



♥Submitted by Carla Slabaugh

BRAGS FROM OUR CLUB MEMBERS



The Brock x Sola puppies have been very busy this quarter. 4 of them have gotten their feet wet in conformation, 3 have been off hunting rats successfully, 3 have successfully completed their Canine Good Citizen titles with one Advanced, and 2 got trick dog novice titles!

GRAVY came out to the very busy Portland show and completed his Trick Dog Novice title. GRAVY is now known as: Sokoldalu's Big Dipper TKN



OBI finished his Canine Good Citizen title in Portland while also competing in Beginner puppy. In February he ran his first Barn Hunt trial and at 6 month of age, and in 3 straight passes, he earned his Novice title. At the beginning of March he grabbed his first open Qualifying score. He also got to show in the Albany TEVCO Show earning nice placement ribbons in the huge 6-9m puppy class. His updated titled name is now: Sokoldalu's to the Moon and Back RATN TKN CGC

VEGA now has two qualifying Barn Hunt runs to her name and she earned a Beginner Puppy Group 2 in Puyallup and then in Albany made her first run at Championship points earning very nice placements in a tough class.

MIRA attended her first ever show at Portland where she won breed in Beginner Puppy and also completed her Canine Good Citizen title and her Trick Dog Novice title all handled by her mom. At the beginning of March she tested for her Advanced Canine Good Citizen title and passed. She is now known as: Sokoldalu's Merak-Pointer To The North Star CGCA TKN



COSMO attending an International Show at the beginning of the year and completed his Baby International title. He too attending a Barn Hunt trial and he also has a qualifying run to his name! AND he also got to go play in the show ring in Albany and took Best Bred by Exhibitor Dog in 3 of the 4 shows. He is now known as: Int'l BA Sokoldalu's Power of the Sun and Stars TKN

♥Submitted by Carla Slabaugh



BRAGS FROM OUR CLUB MEMBERS

CH Sokoldalu's Pearl of the Sea at Rose Point

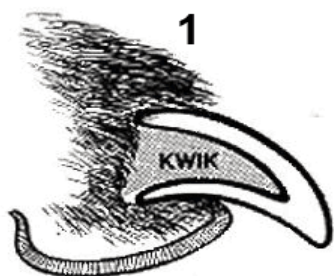
(Deja x Apple)



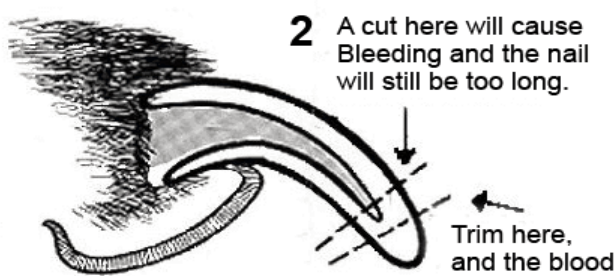
So proud of our New Champion Pearl, our very first pet ever of any sort, and we're not young!! All started with very strict control—Absolutely no furniture time—now being a very sweet Vizsla, she shares her couches with us. Pearl so appreciates her grandparents Christine and Travis, her talented breeder Carla, and her loving handler Sarah.

♥Submitted by Tom & Beth Cleland

Nail Trimming Chart



The Blood Supply (Kwik) in a short nail.



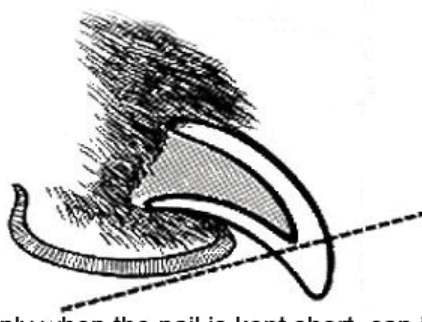
Note how the Blood Supply gets longer as the nail grows.



If you clip or file, a little bit off the long nail, every few days, the blood supply will continue to recede.



As the nail gets shorter so does the blood supply.



Only when the nail is kept short, can it be trimmed without bleeding. If the same cut had been made on the long nail in number 2, it would have caused bleeding.



A properly trimmed nail.

DIY: The Spin Out Game

Gather the following materials and put it together like this:


1. 2 or 3 bottles to hold corn, cereal, dog food, or other dry feed to spin out.
2. 1 dowel rod to hold and spin the bottles.
3. Scrap wood for the structure and to hold the dowel rod - make your base sturdy enough that the weight of various animals won't knock it down. You don't want them to be hurt if they jump on it and it falls down.
4. Screws and a drill with a drill bit to drill holes through the bottles for the dowel rod.
5. Tape measure to make sure the sides and the top and bottom are the same length.
6. Use your drill and drill a hole on each side of the support to slide the dowel rod through.
7. Screw the wood together.
8. Slide the dowel rod through the bottles and the side supports.
9. Cereal, dog food, corn, or any other dry food to "spin out".
10. Make sure your bottles will spin.
11. Fill the bottles with edibles....set it out and see "who plays".

Check out the various styles that have been constructed!



**Your Creation
in our next
newsletter!**





PSVC Membership Application/Renewal

Contact Information

Name + Spouse/Other:	
Street Address:	
City, State, ZIP Code:	
Home Phone/Work Phone:	
Occupation:	
E-mail Address #1:	
E-mail Address #2:	
Kennel Name: (if any)	
Do not publish the Home/Work/Fax/E-mail Address in Membership Directory (<i>circle all that apply</i>)	

Would you like to receive notification of Club Events via E-Mail Only.

Membership Desired*

Newsletter only (*no voting privileges*) \$5.00 Single \$15.00 Family \$20.00

**Membership dues are payable by January 1st and delinquent on March 31st. Lapsed memberships are dropped from the roster with the April issue of the newsletter. Please make check payable to PSVC.*

Interests: What activities interest you?

<u>Dog Related Activities</u>			<u>Club Activities</u>
Show	Agility	Obedience	Event Volunteer
Hunt Test	Field Trial	Other	Committee Position
Family Companion	Tracking	Rescue/Foster	Board Position

Memberships in Other Dog Clubs: (Please list other dog clubs of which you are a member)

Vizslas Currently Owned:

Please provide a brief explanation describing your interest in joining PSVC:

Signatures of Applicant and Sponsor:

I hereby apply for membership in the Puget Sound Vizsla Club, and agree to support the Constitution and By-Laws of the Club and the Constitution, By-Laws and Rules of the AKC; to encourage high standards in the breeding of, training, and competing with Vizslas; and to promote the health and welfare of the Vizsla Breed.

Applicant_____ Date:_____ Applicant_____ Date:_____

Sponsor#1_____ Date:_____ Sponsor#2_____ Date:_____

Application must be completed in full with all signatures in order to be considered for membership. By PSVC By-laws each application is to be read at the first meeting following receipt, prospective members names published in the newsletter and listed on the agenda for the 2nd meeting at which the application will be voted on.

Mail/email to Membership Chairman membership@pugetsoundvizsla.net